


Event Setup Options


Lecture/Theater

Chairs face a table, podium, stage or screen in the front of the room. This setup maximizes room capacity, and is great for presentations, lectures, performances, films, and speeches.



Classroom

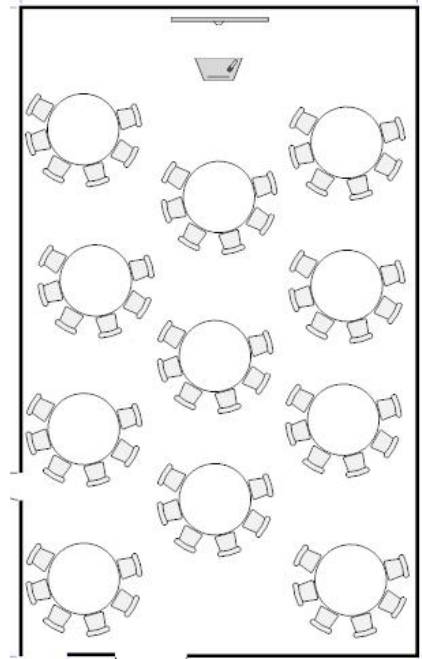
Great for workshops, presentations, seminars or any event where the participants will need to take notes. Each table can fit 3 people comfortably while facing the front of the room.



Event Setup Options (continued)


Crescent Round Classroom

Great for workshops, presentations, seminars, events where participants will need to take notes, or where a meal is going to be served. Each table can fit 6 people easily allowing all participants to be able to face the front of the room.



Dining

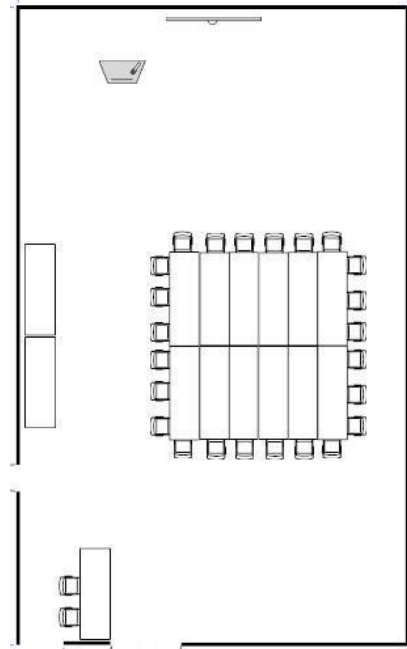
Tables can accommodate up to 10 patrons each depending on preference. Used in large functions, sit down dinners, receptions, socials, and more.



Event Setup Options (continued)

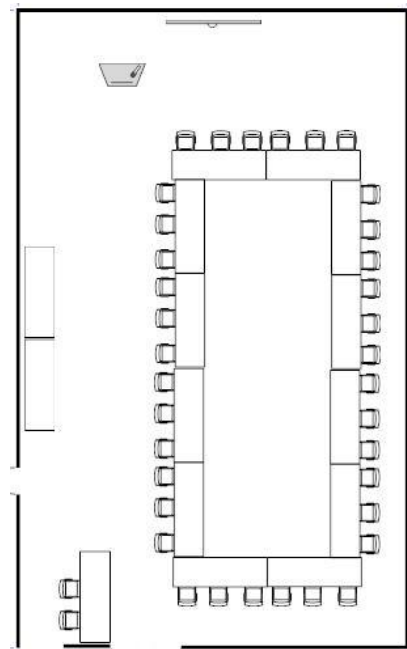
Conference

Tables are moved together to create one large table with chairs around the outside. Used for meetings and conferences.



Hollow Conference

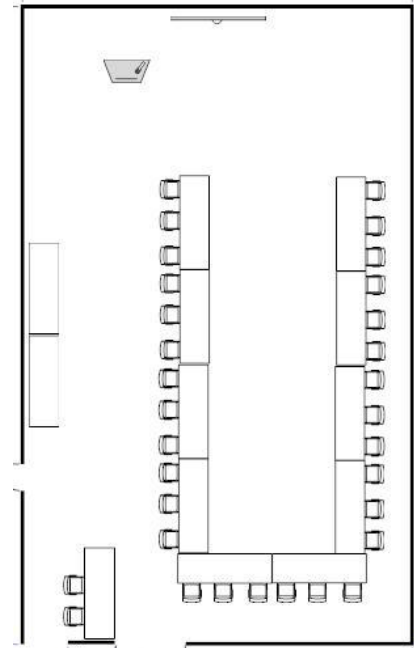
Tables are arranged to create one large table (square or rectangle) with a hollow middle and chairs around the outside. Used for meetings and conferences.



Event Setup Options (continued)

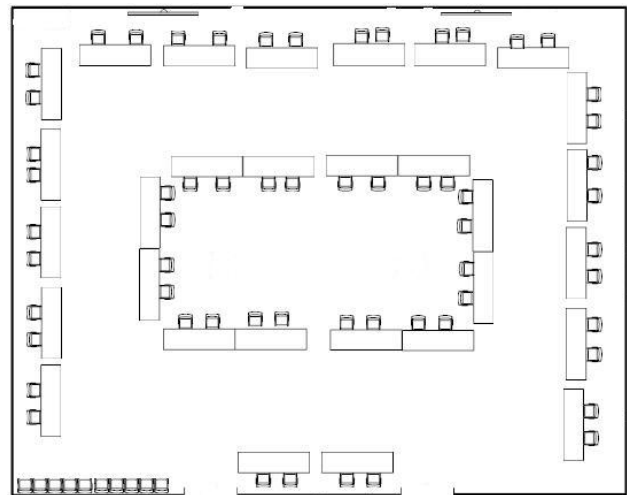
U-Shaped

Tables are set to form a “U” shape facing the front of the room. Used for meetings and conferences with a presenter.



Informational Fair

Used for informational fairs and conferences where multiple representatives can present from assigned tables. Used for student organization info sessions, open houses, academics presentations, business fairs, and more.



Please note: These are frequently used setup options. There may be circumstances where we can be flexible with your needs to create a unique event for you and your group