




Descriptions of Applications in Your Okta Dashboard (Access your dashboard at aurorauniversity.okta.com)




Moodle is our **Learning Management System**. It is where you will access webpages specific to your courses. Be sure to check this daily.




Self-Service is our **student portal**, and is where you **register** for classes, view your **schedule**, access **financial aid** information, review your academic **progress**, and view your **final grades**.




Handshake is our **Career Services platform**. You can post your **resume** for review and look **for job/internship** opportunities, both while you're a student at AU and when you graduate.




As a student, you have access to the entire **Microsoft Office Suite** -- most importantly, Outlook, which is your **AU email**.



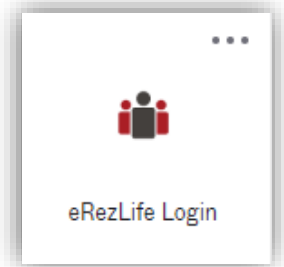
Zendesk is available if you need any **technical assistance** from our Information Technology Services department.



Students have 24/7 access to **medical and mental telehealth services** through **TimelyCare**.




Upload **your immunization records** to **SpartanHealth**.




All information pertaining to **Campus Life** is available through **eRezLife**.




Utilize **Zoom** for any **virtual meetings** with faculty, staff, or other students.



Academic SupportNet is a resource through our Academic Support Center where you can schedule **tutoring** services, **academic coaching**, and **writing support**.



The **Phillips Library** app allows you to easily search for articles, books, videos, and streaming media. There is also an **Ask a Librarian** feature if you need assistance.



SpartanNet is a virtual **bulletin board** where you can find out about the student **clubs, activities, and organizations** so you can easily get involved on campus.